



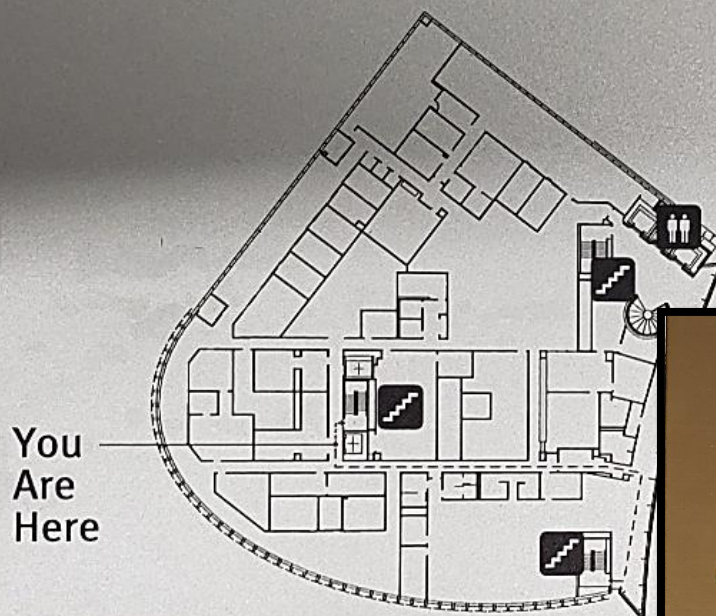
SIGNPRO
ARCHITECTURAL

483 Brownsdale Road
Renfrew, PA 16053
P: 724.586.5600
F: 724.586.5699

www.signproinc.com

ADA SIGNAGE

Evacuation Plan



In Case of Fire
Do Not Use Elevators
Use Stairs

Communications/AV



WOMEN



ADA SIGNAGE

Introduction

Sign Pro is an architectural fabrication company capable of supplying the corporate industry with a vast array of ADA compliant signage. Our vast experience in the sign industry helps us deliver the highest quality products that are sleek and durable.



What makes a sign ADA?

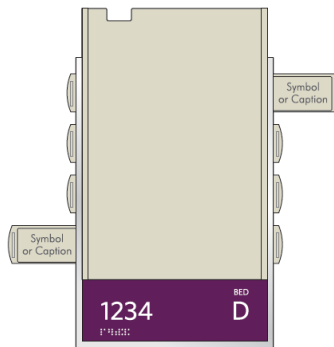
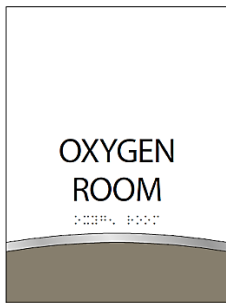
- ✚ Signs identifying a room, space, or area must have raised characters and Braille.
- ✚ Signs must have a non-glare finish with contrasting colors.
- ✚ Pictograms need to be in their own 6" high field. ISA symbols should be added if accessible.
- ✚ Characters are to be Sans Serif and all Uppercase.
- ✚ Characters must be between 5/8" and 2" with a minimum of 1/8" spacing.
- ✚ Font should not be overly bold, condensed, italic, etc.
- ✚ A 3/8" minimum margin is required around all raised elements, including Braille.
- ✚ A 1" high space is needed for one line of Braille.
- ✚ Braille is to be all together and 3/8" to 1/2" below the last line of text.
- ✚ Line spacing shall be 35-70% of character height.





OUR PRODUCTS

ADA Signage Options

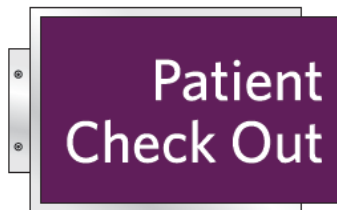
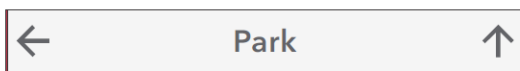
Identification



Directional



Overhead Signs



MANY MORE...

Please contact us to find out what other ADA Signage options Sign Pro can provide for you!

